










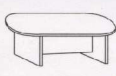




































ANTENA

NYATOH SERIES

ANTENA: your choice for the ultimate corporate image- a symbol of time from **ACMI**.
 Style and Elegance- The ANTENA series by **ACMI**. A comprehensive series of office furniture where efficiency and organisation as well as appearance are inherent in the designs.



NYATOH SERIES

 <p>AE 1800 WRITING TABLE 1800 x 895 x 750 mm</p> <p>AE 1800/S WRITING TABLE 1800 x 735 x 750 mm</p>	 <p>AE F22 FIXED PEDESTAL 400 x 500 x 480 mm</p>	 <p>AER 1000 ROUND CONFERENCE TABLE DIA x 1000 x 750 mm</p> <p>AER 1200 ROUND CONFERENCE TABLE DIA x 1200 x 750 mm</p>
 <p>AE 1600 WRITING TABLE 1600 x 735 x 750 mm</p> <p>AE 1500 WRITING TABLE 1500 x 735 x 750 mm</p>	 <p>AE N33 MOBILE PEDESTAL 416 x 500 x 560 mm</p>	 <p>AEO 1800 OVAL CONFERENCE TABLE 1800 x 1000 x 750 mm</p> <p>AEO 2000 OVAL CONFERENCE TABLE 2000 x 1000 x 750 mm</p>
 <p>AE 1400 WRITING TABLE 1400 x 735 x 750 mm</p> <p>AE 1200 WRITING TABLE 1200 x 735 x 750 mm</p>	 <p>AE N22 MOBILE PEDESTAL 416 x 500 x 560 mm</p>	 <p>AEO 2400 OVAL CONFERENCE TABLE 2400 x 1200 x 750 mm</p>
 <p>AE 1200/S WRITING TABLE 1200 x 625 x 750 mm</p>	 <p>AE B22 SIDE RETURN PEDESTAL 400 x 362 x 335 mm (ONLY FOR MODEL AM 1200/S & AM 1350)</p>	 <p>AE 8001 SWINGING DOOR CABINET 800 x 440 x 1245 mm</p>
<p>AE 1350 FREE STANDARD RETURN 1350 x 455 x 690 mm</p>  <p>AE 1060 SIDE TABLE 1060 x 455 x 690 mm</p>	 <p>AE S11 SIDE RETURN PEDESTAL 308 x 345 x 335 mm (ONLY FOR MODEL AM 1060)</p>	 <p>AE 8002 GLASS DOOR CABINET 800 x 440 x 1245 mm</p>
<p>AE 8822/O OPEN SHELF CABINET 800 x 440 x 843 mm</p> 	 <p>AE S22 SIDE RETURN PEDESTAL 308 x 362 x 335 mm (ONLY FOR MODEL AM 1060)</p>	<p>AE 8003 OPEN SHELF CABINET 800 x 440 x 1245 mm</p> 
<p>AE 8822/S SLIDING DOOR CABINET 800 x 440 x 843 mm</p> 	<p>AE 3030 COMPUTER TABLE 1200 x 735 x 750 mm</p> 	<p>AE 8004 SWINGING DOOR CABINET 800 x 440 x 1638 mm</p> 
<p>AE 8822/W SWINGING DOOR CABINET 800 x 440 x 843 mm</p> 	<p>AE 2020 COMPUTER TABLE 1200 x 625 x 750 mm</p> 	<p>AE 8005 SWINGING DOOR CABINET 800 x 440 x 1638 mm</p> 
<p>AE 8822/G GLASS DOOR CABINET 800 x 440 x 843 mm</p> 	<p>AE 900 COMPUTER TABLE 900 x 735 x 750 mm</p> 	<p>AE 8005 GL SWINGING DOOR CABINET- GLASS 800 x 440 x 1638 mm</p> 
 <p>AE 8866 SIDE CABINET 1060 x 455 x 690 mm</p>	<p>AE 1010 COMPUTER TABLE 770 x 697 x 750 mm</p> 	<p>AE 8006 OPEN SHELF CABINET 800 x 440 x 1638 mm</p> 
 <p>AE 999 PIGEON HOLE CABINET 920 x 440 x 843 mm</p>	<p>AE 485 PRINTER TABLE 770 x 485 x 750 mm</p> 	<p>AE 908 WARDROBE 800 x 440 x 1638 mm</p> 
 <p>AE CB CABINET BASE 798 x 413 x 90 mm (FOR ALL CABINETS)</p> <p>AE 999 CB PIGEON HOLE CABINET BASE 918 x 412 x 90 mm</p>	<p>AE CCT COUNTERISER CONNECTION TOP 1200 x 735 x 1080 mm</p> 	<p>AE TR 180 TABLE RISER 1800 x 300 x 330 mm</p> <p>AE TR 160 TABLE RISER 1600 x 300 x 330 mm</p> 
 <p>AE PT PENCIL TRAY 344 x 165 x 30 mm</p>	<p>AE CT COMBINATION TOP 1230 x 735 x 26 mm</p> 	<p>AE TR 150 TABLE RISER 1500 x 300 x 330 mm</p> <p>AE TR 140 TABLE RISER 1400 x 300 x 330 mm</p> <p>AE TR 120 TABLE RISER 1200 x 300 x 330 mm</p> 
 <p>AE F33 FIXED PEDESTAL 400 x 500 x 480 mm</p>	<p>AE RCT ROUND CONNECTION TOP 1280 x 735 x 26 mm</p> 	 <p>ACMI® OFFICE SYSTEMS</p>

The manufacturer reserve the right to change specifications without prior notice.